

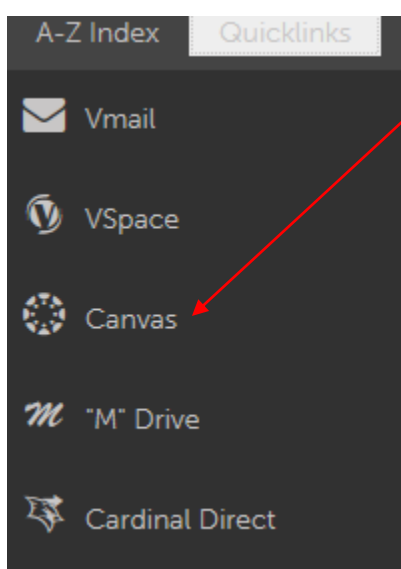
How to access Canvas

You can access Canvas in 2 ways:

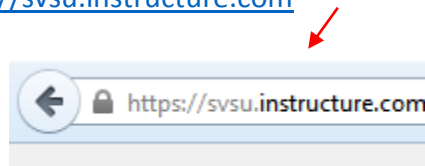
- 1) Open your browser (SVSU recommends Firefox)
From the SVSU Homepage (svsu.edu) choose **Quicklinks**.




Next, from the dropdown menu select **Canvas**.



- 2) Open your browser
In the URL bar enter- <https://svsu.instructure.com>




The log in page will display with the SVSU logo.

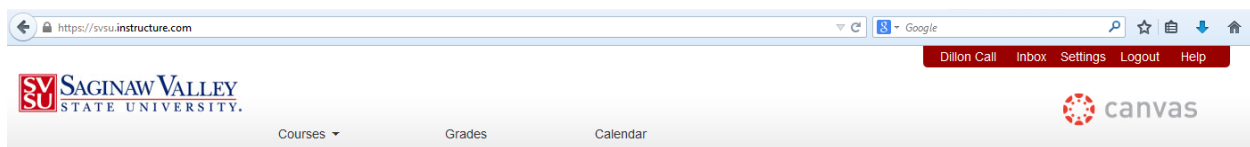


Next, you'll be prompted to log in.

To log in to Canvas, enter your SVSU **username** and **password**.



From the log in page you will be directed to the SVSU Canvas Homepage



Here, you can select **Courses** to view all available enrolled courses currently using Canvas, check your current **Grades**, view the **Calendar**, message professors or fellow students from the **Inbox**, or change your account and notification settings within **Settings**. Additionally, you can click your name in the upper right to edit your profile information.